PLEXAGON

HYDRAULIC HOSES

Plexagon, LLC

Catalog - December 18th, 2013

The data reported in this catalog are not binding. Plexagon reserves the right to change specifications without notice.

817.231.5034 I www.plexagon.com

04	06	-	K	-	FJS

1. HOSE SIZE	2. FITTING SIZES	3. SERIES
04 = 1/4”	04 = 1/4”	K
06 = 3/8”	06 = 3/8”	J
08 = 1/2”	08 = 1/2”	H
10 = 5/8”	10 = 5/8”	HLZ
12 = 3/4”	12 = 3/4”	
16 = 1”	16 = 1”	
20 = 1-1/4”	20 = 1-1/4”	
24 = 1-1/2”	24 = 1-1/2”	
32 = 2”	32 = 2”	

4. CONNECTION	
FBSPORS	FEMALE BRITISH STANDARD PIPE O-RING
FBSPORS45	FEMALE BRITISH STANDARD PIPE O-RING-45
FBSPORS90	FEMALE BRITISH STANDARD PIPE O-RING-90
FDHORS	FEMALE DIN HEAVY O-RING SWIVEL
FDHORS45	FEMALE DIN HEAVY O-RING SWIVEL-45
FDHORS90	FEMALE DIN HEAVY O-RING SWIVEL-90
FDLORS	FEMALE DIN LIGHT O-RING SWIVEL
FDLORS90	FEMALE DIN LIGHT O-RING SWIVEL-90
FFORS	FEMALE FLAT-FACE O-RING
FFORS45	FEMALE FLAT-FACE O-RING-45
FFORS90	FEMALE FLAT-FACE O-RING-90
FFORS90L	FEMALE FLAT-FACE O-RING-90 LONG
FJISS	FEMALE JAPANESE INDUSTRIAL STANDARD SWIVEL
FJS	FEMALE JIC 37 FLARE SWIVEL
FJS45	FEMALE JIC 37 FLARE SWIVEL-45
FJS90	FEMALE JIC 37 FLARE SWIVEL-90
FKS	FEMALE KOMATSU SWIVEL
FKS45	FEMALE KOMATSU SWIVEL-45
FKS90	FEMALE KOMATSU SWIVEL-90
FL	FLANGE CODE 61
FL22	FLANGE CODE 61-22
FL30	FLANGE CODE 61-30
FL45	FLANGE CODE 61-45
FL90	FLANGE CODE 61-90
FL90L	FLANGE CODE 61-90L
FLC	FLANGE CAT
FLC22	FLANGE CAT-22
FLC30	FLANGE CAT-30
FLC45	FLANGE CAT-45
FLC90	FLANGE CAT-90
FLH	FLANGE CODE 62
FLH45	FLANGE CODE 62-45
FLH90	FLANGE CODE 62-90
FPS	FEMALE PIPE SWIVEL
MB	MALE O-RING BOSS
MBS	MALE O-RING BOSS SWIVEL
MBSPP	MALE BRITISH STD PARALLEL PIPE
MBSPT	MALE BRITISH STD PIPE TAPERED
MFA	SAE MALE FLARELESS ASSEMBLY
MFFOR	MALE FLAT-FACE O-RING
MIS	SAE MALE INVERTED SWIVEL
MJ	MALE JIC 37 FLARE
MP	MALE PIPE
MPS	MALE PIPE SWIVEL
MPS90	MALE PIPE SWIVEL-90

Plex-Flex 1SN

EXCEEDS SAE 100R1AT



A. Construction
1 - Synthetic rubber tube
2 - One high tensile steel wire braid
3 - Synthetic rubber cover MSHA flame resistant approved

B. Application
Hydraulic oils, both mineral and biological
Polyglycol base oils, water-oil emulsions

C. Temperature range
Hydraulic oils: -40 °C to +100 °C (-40 °F to +212°F) occasional peaks up to +125 °C (+250 °F)
Polyglycol base oils, water-oil emulsions and water: up to +85 °C (+185 °F)

HOSE TYPE	INSIDE DIAMETER		REINFORCEMENT DIAMETER		OUTSIDE DIAMETER		WORKING PRESSURE		BURST PRESSURE		BEND RADIUS		WEIGHT	
	INCH	SIZE	[mm]	[in]	[mm]	[in]	[bar]	[psi]	[bar]	[psi]	[mm]	[in]	[kg/m]	[lb/ft]
PF1SN04	1/4”	04	11.1	0.437	13.4	0.528	225	3265	900	13060	100	3.94	0.21	0.14
PF1SN06	3/8”	06	15.1	0.594	17.4	0.685	180	2610	720	10440	115	4.53	0.33	0.22
PF1SN08	1/2”	08	18.3	0.720	20.6	0.811	160	2320	640	9280	180	7.09	0.41	0.28
PF1SN10	5/8”	10	21.4	0.843	23.7	0.933	130	1890	520	7540	200	7.87	0.45	0.30
PF1SN12	3/4”	12	25.4	1.000	27.7	1.091	105	1525	420	6100	240	9.45	0.58	0.39
PF1SN16	1”	16	33.3	1.311	35.6	1.402	88	1275	350	5100	300	11.81	0.88	0.59
PF1SN20	1 1/4”	20	40.5	1.594	43.5	1.713	63	915	250	3660	420	16.54	1.23	0.83
PF1SN24*	1 1/2”	24	46.8	1.843	50.6	1.992	50	725	200	2900	500	19.69	1.51	1.01
PF1SN32*	2”	32	60.2	2.370	64.0	2.520	40	580	160	2320	630	24.80	1.97	1.32

*** Available upon request**

COMPATIBILITY CHART BETWEEN THIS HOSE AND PLEXAGON APPROVED FITTINGS

PF1SN	-04	-06	-08	-10	-12	-16	-20	-24	-32
1 Piece	No-skive: **K** series								
	0.657"	0.823"	0.953"	1.083"	1.252"	1.598”			
		No-skive: **J** series							
		0.854"	0.935"	1.220"	1.299"	1.626"	2.020"	2.362"	2.752"

Plexagon, LLC. All rights are reserved · www.plexagon.com · 817.231.5034

Plex-Flex 2SN

2SN – 100R2S



A. Construction
1 - Synthetic rubber tube
2 - Two high tensile steel wire braids
3 - Synthetic rubber cover MSHA flame resistant approved

B. Application
Hydraulic oils both mineral and biological, polyglycol base oils, water-oil emulsions and water

C. Temperature range
Hydraulic oils: -40 °C to +100 °C (-40 °F to +212°F)
occasional peaks up to +125 °C (+250 °F)
Polyglycol base oils, water-oil emulsions and water: up to +85 °C (+185 °F)

HOSE TYPE	INSIDE DIAMETER		REINFORCEMENT DIAMETER		OUTSIDE DIAMETER		WORKING PRESSURE		BURST PRESSURE		BEND RADIUS		WEIGHT	
	INCH	SIZE	[mm]	[in]	[mm]	[in]	[bar]	[psi]	[bar]	[psi]	[mm]	[in]	[kg/m]	[lb/ft]
PF2SN04	1/4”	04	1.7	0.500	15.0	0.591	400	5800	1600	23200	100	3.94	0.33	0.22
PF2SN06	3/8”	06	16.7	0.657	19.0	0.748	330	4785	1320	19140	130	5.12	0.50	0.34
PF2SN08	1/2”	08	19.8	0.780	22.2	0.874	275	3990	1100	15960	180	7.09	0.59	0.40
PF2SN10	5/8”	10	23.0	0.906	25.4	1.000	250	3625	1000	14500	200	7.87	0.71	0.48
PF2SN12	3/4”	12	27.0	1.063	29.3	1.154	215	3120	860	12480	240	9.45	0.86	0.58
PF2SN16	1”	16	34.9	1.374	38.1	1.500	165	2395	660	9580	300	11.81	1.28	0.86
PF2SN20	1 1/4”	20	44.5	1.752	48.3	1.902	125	1815	500	7260	420	16.54	2.02	1.36
PF2SN24	1 1/2”	24	50.8	2.000	54.6	2.150	90	1305	360	5220	500	19.69	2.23	1.50
PF2SN32	2”	32	63.5	2.500	67.3	2.650	80	1160	320	4640	630	24.80	2.85	1.92

COMPATIBILITY CHART BETWEEN THIS HOSE AND PLEXAGON APPROVED FITTINGS

PF2SN	-04	-06	-08	-10	-12	-16	-20	-24	-32
1 Piece	No-skive: K series								
	0.685"	0.866"	1.004"	1.134"	1.295"	1.638"			
		No-skive: J series							
		0.898"	0.980"	1.268"	1.343"	1.665"	2.063"	2.398"	2.870"

Plexagon, LLC. All rights are reserved · www.plexagon.com · 817.231.5034

PLEXAGON

Plex-Flex 100R16

SAE 100R16S



A. Construction
1 - Synthetic rubber tube
2 - Two high tensile steel wire braids
3 - Synthetic rubber cover MSHA flame resistant approved

B. Application
Hydraulic oils, both mineral and biological, polyglycol base oils, water-oil emulsions and water

C. Temperature range
Hydraulic oils: -40°C to +100°C (-40°F to +212°F)
Polyglycol base oils, water-oil emulsions and water: up to +85°C (+185°F)

HOSE TYPE	INSIDE DIAMETER		REINFORCEMENT DIAMETER		OUTSIDE DIAMETER		WORKING PRESSURE		BURST PRESSURE		BEND RADIUS		WEIGHT	
	INCH	SIZE	[mm]	[in]	[mm]	[in]	[bar]	[psi]	[bar]	[psi]	[mm]	[in]	[kg/m]	[lb/ft]
PFR1604	1/4”	04	12.3	0.484	14.4	0.567	400	5800	1600	23200	50	1.969	0.26	0.17
PFR1606	3/8”	06	15.8	0.622	18.8	0.740	330	4780	1320	19150	65	2.559	0.40	0.27
PFR1608	1/2”	08	19.0	0.748	21.9	0.862	275	3980	1100	15950	90	3.543	0.48	0.32
PFR1610*	5/8”	10	22.4	0.882	25.4	1.000	250	3620	1000	14500	100	3.937	0.55	0.37
PFR1612	3/4”	12	26.2	1.031	28.9	1.138	215	3110	860	12470	120	4.724	0.71	0.48
PFR1616	1”	16	34.0	1.339	36.5	1.437	165	2390	660	9570	150	5.906	1.00	0.67

*** Available upon request**

COMPATIBILITY CHART BETWEEN THIS HOSE AND PLEXAGON APPROVED FITTINGS

PFR16	-04	-06	-08	-10	-12	-16
1 Piece	No-skive: K series					
	0.669"	0.839"	0.996"	1.114"	1.252"	1.598"
		No-skive: J series				
		0.866"	0.961"	1.220"	1.299"	1.602"

Plexagon, LLC. All rights are reserved · www.plexagon.com · 817.231.5034

Plex-Flex 100R17

SAE 100R17

A. Construction
1 - Synthetic rubber tube
2 - Sizes -04 through -08 have one high tensile steel wire braid; sizes -10 and up have two high tensile steel wire braids
3 - Synthetic rubber cover MSHA flame resistant approved

B. Application
Hydraulic oils, both mineral and biological, polyglycol base oils, water-oil emulsions and water

C. Temperature range
Hydraulic oils: -40°C to +100°C (-40°F to +212°F)
Polyglycol base oils, water-oil emulsions and water: up to +85°C (+185°F)

HOSE TYPE	INSIDE DIAMETER		REINFORCEMENT DIAMETER		OUTSIDE DIAMETER		WORKING PRESSURE		BURST PRESSURE		BEND RADIUS		WEIGHT	
	INCH	SIZE	[mm]	[in]	[mm]	[in]	[bar]	[psi]	[bar]	[psi]	[mm]	[in]	[kg/m]	[lb/ft]
PFR1704	1/4”	04	10.5	0.413	12.5	0.492	210	3045	840	12183	50	1.97	0.19	0.13
PFR1706	3/8”	06	13.9	0.547	16.5	0.65	210	3045	840	12183	65	2.56	0.27	0.18
PFR1708	1/2”	08	17.6	0.693	19.7	0.776	210	3045	840	12183	90	3.54	0.46	0.31
PFR1710*	5/8”	10	21.9	0.862	24.0	0.945	210	3045	840	12183	100	3.94	0.57	0.38
PFR1712	3/4”	12	25.7	1.012	28.0	1.102	210	3045	840	12183	120	4.72	0.78	0.52
PFR1716	1”	16	33.8	1.330	36.2	1.425	210	3045	840	12183	150	5.91	1.40	0.94

*** Available upon request**

COMPATIBILITY CHART BETWEEN THIS HOSE AND PLEXAGON APPROVED FITTINGS

PFR17	-04	-06	-08	-10	-12	-16
1 Piece	No-skive: K series					
	0.630"	0.780"	0.917"	1.134"	1.252"	1.555"
		No-skive: J series				
				1.255”	1.299”	1.591”

Plexagon, LLC. All rights are reserved · www.plexagon.com · 817.231.5034

PLEXAGON

Plex-Force 100R12

EXCEEDS SAE 100R12

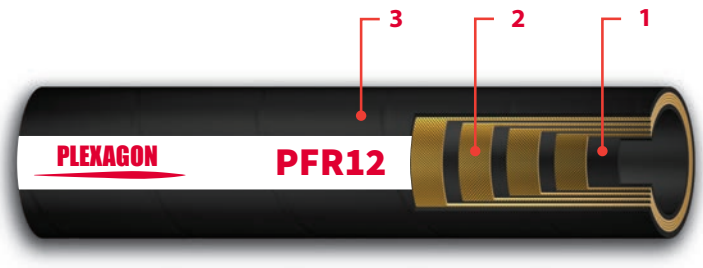

A. Construction
1 - Synthetic rubber tube
2 - Four high tensile steel wire spirals
3 - Synthetic rubber cover MSHA flame resistant approved

B. Application
High pressure hydraulic system with extreme high pressure peaks for use with hydraulic oils, both mineral and biological, polyglycol base oils, water-oil emulsions and water

C. Temperature range
Hydraulic oils: -40°C to +100°C (-40°F to +212°F) occasional peaks up to +125°C (+250°F)
Polyglycol base oils, water-oil emulsions and water: up to +85°C (+185°F)

HOSE TYPE	INSIDE DIAMETER		REINFORCEMENT DIAMETER		OUTSIDE DIAMETER		WORKING PRESSURE		BURST PRESSURE		BEND RADIUS		WEIGHT	
	INCH	SIZE	[mm]	[in]	[mm]	[in]	[bar]	[psi]	[bar]	[psi]	[mm]	[in]	[kg/m]	[lb/ft]
PFR1206	3/8”	06	17.5	0.689	19.5	0.768	450	6500	1800	26000	180	7.09	0.69	0.46
PFR1208	1/2”	08	20.3	0.799	22.3	0.878	420	6000	1680	24000	230	9.06	0.80	0.54
PFR1210	5/8”	10	23.8	0.937	25.8	1.016	350	5000	1400	20000	250	9.84	0.96	0.64
PFR1212	3/4”	12	28.2	1.110	30.2	1.189	350	5000	1400	20000	300	11.81	1.42	0.95
PFR1216	1”	16	35.1	1.382	37.3	1.469	280	4000	1120	16000	300	11.81	1.85	1.24
PFR1220	1 1/4”	20	43.6	1.717	45.8	1.803	210	3000	840	12000	420	16.54	2.53	1.70
PFR1224	1 1/2”	24	50.1	1.972	52.3	2.059	210	3000	840	12000	500	19.69	2.96	1.99
PFR1232	2”	32	63.6	2.504	66.7	2.626	210	3000	840	12000	630	24.80	4.30	2.89

COMPATIBILITY CHART BETWEEN THIS HOSE AND PLEXAGON APPROVED FITTINGS

PFR12	-06	-08	-10	-12	-16	-20	-24	-32
1 Piece	No-skive: J series							
	0.921"	1.000"	1.260"	1.386"	1.630"	2.043"	2.374"	2.945"

Plexagon, LLC. All rights are reserved · www.plexagon.com · 817.231.5034

Plex-Force 100R13

EN 856 / SAE 100R13

A. Construction
1 - Synthetic rubber tube
2 - Four high tensile steel wire spirals for sizes 12 and 16 and six high tensile steel wire spirals for other sizes
3 - Synthetic rubber cover MSHA flame resistant approved

B. Application
High pressure hydraulic system with extreme high pressure peaks for use with hydraulic oils, both mineral and biological, polyglycol base oils, water-oil emulsions and water

C. Temperature range
Hydraulic oils: -40°C to +121°C (-40°F to +250°F) occasional peaks up to +125°C (+257°F)
Polyglycol base oils, water-oil emulsions and water: up to +85°C (+185°F)

HOSE TYPE	INSIDE DIAMETER		REINFORCEMENT DIAMETER		OUTSIDE DIAMETER		WORKING PRESSURE		BURST PRESSURE		BEND RADIUS		WEIGHT	
	INCH	SIZE	[mm]	[in]	[mm]	[in]	[bar]	[psi]	[bar]	[psi]	[mm]	[in]	[kg/m]	[lb/ft]
PFR1312	3/4”	12	29.0	1.142	32.1	1.264	350	5000	1400	20000	241	9.49	1.60	1.08
PFR1316	1”	16	35.1	1.382	38.4	1.512	350	5000	1400	20000	300	11.81	2.13	1.43
PFR1320	1 1/4”	20	46.8	1.843	49.8	1.961	350	5000	1400	20000	420	16.54	4.40	2.96
PFR1324	1 1/2”	24	54.3	2.138	57.3	2.256	350	5000	1400	20000	500	19.69	4.80	3.23
PFR1332	2”	32	68.1	2.681	71.1	2.799	350	5000	1400	20000	635	25.00	7.20	4.84

COMPATIBILITY CHART BETWEEN THIS HOSE AND PLEXAGON APPROVED FITTINGS

PFR13	-06	-08	-10	-12	-16	-20	-24	-32
1 Piece	No-skive: J series							
	0.929"	1.008"	1.276"	1.398"	1.646"			
						No-skive: H series		
						2.244"	2.508"	3.102"

Plexagon, LLC. All rights are reserved · www.plexagon.com · 817.231.5034

PLEXAGON

Plex-Force 100R15

SAE 100R15

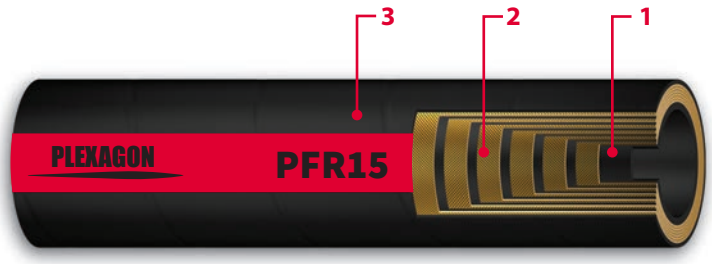

A. Construction
1 - Synthetic rubber tube
2 - Four high tensile steel wire spirals for size 12 and 16 and six high tensile steel wire spirals for other sizes
3 - Synthetic rubber cover MSHA flame resistant approved

B. Application
High pressure hydraulic system with extreme high pressure peaks for use with hydraulic oils, both mineral and biological, polyglycol base oils, water-oil emulsions and water

C. Temperature range
Hydraulic oils: -40°C to +121°C (-40°F to +250°F) occasional peaks up to +125°C (+257°F)
Polyglycol base oils, water-oil emulsions and water: up to +85°C (+185°F)

HOSE TYPE	INSIDE DIAMETER		REINFORCEMENT DIAMETER		OUTSIDE DIAMETER		WORKING PRESSURE		BURST PRESSURE		BEND RADIUS		WEIGHT	
	INCH	SIZE	[mm]	[in]	[mm]	[in]	[bar]	[psi]	[bar]	[psi]	[mm]	[in]	[kg/m]	[lb/ft]
PFR1516	1”	16	35.2	1.386	38.3	1.508	420	6000	1680	24000	340	13.39	2.00	1.34
PFR1520	1 1/4”	20	46.8	1.843	49.4	1.945	420	6000	1680	24000	420	16.54	3.48	2.34
PFR1524*	1 1/2”	24	53.4	2.102	57.3	2.256	420	6000	1680	24000	510	20.08	4.63	3.11
PFR1532*	2”	32	67.3	2.65	71.7	2.823	420	6000	1680	24000	630	24.80	6.70	4.50

*** Available upon request**

COMPATIBILITY CHART BETWEEN THIS HOSE AND PLEXAGON APPROVED FITTINGS

PFR15	-06	-08	-10	-12	-16	-20	-24	-32
1 Piece	No-skive: J series							
	0.929"	1.008"	1.276"	1.398"	1.646"			
						No-skive: H series		
						2.244"	2.508”	
								No-skive: HLZ series
								3.102”

Plexagon, LLC. All rights are reserved · www.plexagon.com · 817.231.5034

Power Wash

PW3000 & PW5000



A. Construction
1 - Synthetic rubber tube
2 - PW3000 has one high tensile steel wire braid & PW5000 has two high tensile steel wire braids
3 - Synthetic rubber cover

B. Application
Very high constant pressure hose for water and water emulsions scaling systems

C. Temperature range
-40°C to +80°C (-40°F to +176°F)

HOSE TYPE	INSIDE DIAMETER		REINFORCEMENT DIAMETER		OUTSIDE DIAMETER		WORKING PRESSURE		BURST PRESSURE		BEND RADIUS		WEIGHT	
	INCH	SIZE	[mm]	[in]	[mm]	[in]	[bar]	[psi]	[bar]	[psi]	[mm]	[in]	[kg/m]	[lb/ft]
PW3000	3/8”	06	13.9	0.55	16	0.63	210	3000	620	9000	75	2.95	0.27	0.18
PW5000	3/8”	06	15.2	0.59	17.2	0.68	350	5000	1034	15000	90	3.50	0.40	0.27

COMPATIBILITY CHART BETWEEN THIS HOSE AND PLEXAGON APPROVED FITTINGS

PW3000	-06
1 Piece	No-skive: K Series 0.779”

PW5000	-06
1 Piece	No-skive: K Series 0.811”

Plexagon, LLC. All rights are reserved · www.plexagon.com · 817.231.5034

PLEXAGON