

# PLEXAGON

# HYDRAULIC HOSES



Plexagon, LLC

Catalog - December 18th, 2013

The data reported in this catalog are not binding.  
Plexagon reserves the right to change specifications  
without notice.

817.231.5034 | [www.plexagon.com](http://www.plexagon.com)

**04****06****K****FJS****1. HOSE SIZE**

04 = 1/4"  
 06 = 3/8"  
 08 = 1/2"  
 10 = 5/8"  
 12 = 3/4"  
 16 = 1"  
 20 = 1-1/4"  
 24 = 1-1/2"  
 32 = 2"

**2. FITTING SIZES**

04 = 1/4"  
 06 = 3/8"  
 08 = 1/2"  
 10 = 5/8"  
 12 = 3/4"  
 16 = 1"  
 20 = 1-1/4"  
 24 = 1-1/2"  
 32 = 2"

**3. SERIES**

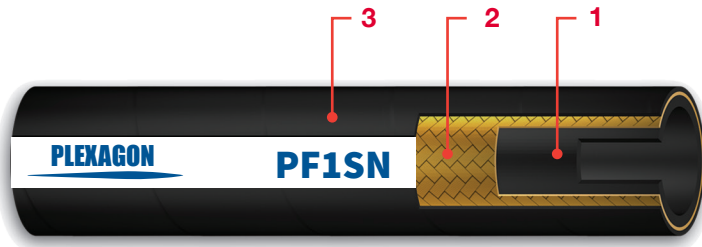
K  
 J  
 H  
 HLZ

**4. CONNECTION**

FBSPORS FEMALE BRITISH STANDARD PIPE O-RING  
 FBSPORS45 FEMALE BRITISH STANDARD PIPE O-RING-45  
 FBSPORS90 FEMALE BRITISH STANDARD PIPE O-RING-90  
 FDHORS FEMALE DIN HEAVY O-RING SWIVEL  
 FDHORS45 FEMALE DIN HEAVY O-RING SWIVEL-45  
 FDHORS90 FEMALE DIN HEAVY O-RING SWIVEL-90  
 FDLORS FEMALE DIN LIGHT O-RING SWIVEL  
 FDLORS90 FEMALE DIN LIGHT O-RING SWIVEL-90  
 FFORS FEMALE FLAT-FACE O-RING  
 FFORS45 FEMALE FLAT-FACE O-RING-45  
 FFORS90 FEMALE FLAT-FACE O-RING-90  
 FFORS90L FEMALE FLAT-FACE O-RING-90 LONG  
 FJISS FEMALE JAPANESE INDUSTRIAL STANDARD SWIVEL  
 FJS FEMALE JIC 37 FLARE SWIVEL  
 FJS45 FEMALE JIC 37 FLARE SWIVEL-45  
 FJS90 FEMALE JIC 37 FLARE SWIVEL-90  
 FKS FEMALE KOMATSU SWIVEL  
 FKS45 FEMALE KOMATSU SWIVEL-45  
 FKS90 FEMALE KOMATSU SWIVEL-90  
 FL FLANGE CODE 61  
 FL22 FLANGE CODE 61-22  
 FL30 FLANGE CODE 61-30  
 FL45 FLANGE CODE 61-45  
 FL90 FLANGE CODE 61-90  
 FL90L FLANGE CODE 61-90L  
 FLC FLANGE CAT  
 FLC22 FLANGE CAT-22  
 FLC30 FLANGE CAT-30  
 FLC45 FLANGE CAT-45  
 FLC90 FLANGE CAT-90  
 FLH FLANGE CODE 62  
 FLH45 FLANGE CODE 62-45  
 FLH90 FLANGE CODE 62-90  
 FPS FEMALE PIPE SWIVEL  
 MB MALE O-RING BOSS  
 MBS MALE O-RING BOSS SWIVEL  
 MBSPP MALE BRITISH STD PARALLEL PIPE  
 MBSPT MALE BRITISH STD PIPE TAPERED  
 MFA SAE MALE FLARELESS ASSEMBLY  
 MFFOR MALE FLAT-FACE O-RING  
 MIS SAE MALE INVERTED SWIVEL  
 MJ MALE JIC 37 FLARE  
 MP MALE PIPE  
 MPS MALE PIPE SWIVEL  
 MPS90 MALE PIPE SWIVEL-90

# Plex-Flex 1SN

EXCEEDS SAE 100R1AT



## A. Construction

- 1 - Synthetic rubber tube
- 2 - One high tensile steel wire braid
- 3 - Synthetic rubber cover, MSHA flame Resistant approved

## B. Application

Hydraulic oils, both mineral and biological  
Polyglycol base oils, water/oil emulsions and water

## C. Temperature range

Hydraulic oils: -40 °C to +100 °C (-40 °F to +212°F)  
occasional peaks up to +125 °C (+250 °F)  
Polyglycol base oils, water-oil emulsions and water: up to +85 °C (+185 °F)

HOSE TYPE	INSIDE DIAMETER		REINFORCEMENT DIAMETER		OUTSIDE DIAMETER		WORKING PRESSURE		BURST PRESSURE		BEND RADIUS		WEIGHT	
	INCH	SIZE	[mm]	[in]	[mm]	[in]	[bar]	[psi]	[bar]	[psi]	[mm]	[in]	[kg/m]	[lb/ft]
PF1SN04	1/4"	6.4	11.1	0.437	13.4	0.528	225	3265	900	13060	100	3.94	0.21	0.14
PF1SN06	3/8"	9.5	15.1	0.594	17.4	0.685	180	2610	720	10440	115	4.53	0.33	0.22
PF1SN08	1/2"	12.7	18.3	0.720	20.6	0.811	160	2320	640	9280	180	7.09	0.41	0.28
PF1SN10	5/8"	15.9	21.4	0.843	23.7	0.933	130	1890	520	7540	200	7.87	0.45	.30
PF1SN12	3/4"	19	25.4	1.000	27.7	1.091	105	1525	420	6100	240	9.45	0.58	0.39
PF1SN16	1"	25.4	33.3	1.311	35.6	1.402	88	1275	350	5100	300	11.81	0.88	0.59
PF1SN20	1 1/4"	31.8	40.5	1.594	43.5	1.713	63	915	250	3660	420	16.54	1.23	0.83
PF1SN24*	1 1/2"	38.1	46.8	1.843	50.6	1.992	50	725	200	2900	500	19.69	1.51	1.01
PF1SN32*	2"	50.8	60.2	2.370	64.0	2.520	40	580	160	2320	630	24.80	1.97	1.32

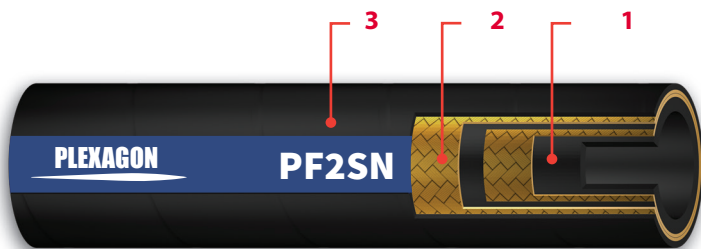
\* Available upon request

## COMPATIBILITY CHART BETWEEN THIS HOSE AND PLEXAGON APPROVED FITTINGS

PF1SN	-04	-06	-08	-10	-12	-16	-20	-24	-32
<b>1 Piece</b> 	No-skive: <b>K</b> series								
	0.657"	0.823"	0.953"	1.083"	1.252"	1.598"			
	No-skive: <b>J</b> series								
		0.854"	0.935"	1.220"	1.299"	1.626"	2.020"	2.362"	2.752"

# Plex-Flex 2SN

## 2SN – 100R2S



### A. Construction

- 1 - Synthetic rubber tube
- 2 - Two high tensile steel wire braids
- 3 - Synthetic rubber cover MSHA flame resistant approved

### B. Application

Hydraulic oils both mineral and biological, polyglycol base oils, water-oil emulsions and water

### C. Temperature range

Hydraulic oils: -40 °C to +100 °C (-40 °F to +212°F)  
occasional peaks up to +125 °C (+250 °F)  
Polyglycol base oils, water-oil emulsions and water: up to +85 °C (+185 °F)

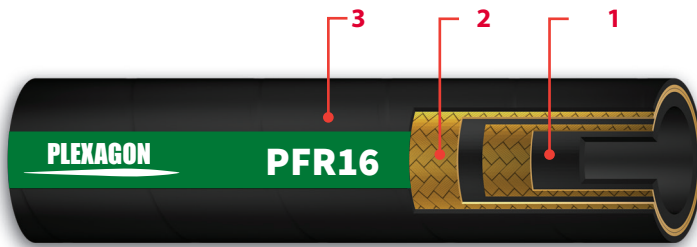
HOSE TYPE	INSIDE DIAMETER		REINFORCEMENT DIAMETER		OUTSIDE DIAMETER		WORKING PRESSURE		BURST PRESSURE		BEND RADIUS		WEIGHT	
	INCH	SIZE	[mm]	[in]	[mm]	[in]	[bar]	[psi]	[bar]	[psi]	[mm]	[in]	[kg/m]	[lb/ft]
PF2SN04	1/4"	04	1.7	0.500	15.0	0.591	400	5800	1600	23200	100	3.94	0.33	0.22
PF2SN06	3/8"	06	16.7	0.657	19.0	0.748	330	4785	1320	19140	130	5.12	0.50	0.34
PF2SN08	1/2"	08	19.8	0.780	22.2	0.874	275	3990	1100	15960	180	7.09	0.59	0.40
PF2SN10	5/8"	10	23.0	0.906	25.4	1.000	250	3625	1000	14500	200	7.87	0.71	0.48
PF2SN12	3/4"	12	27.0	1.063	29.3	1.154	215	3120	860	12480	240	9.45	0.86	0.58
PF2SN16	1"	16	34.9	1.374	38.1	1.500	165	2395	660	9580	300	11.81	1.28	0.86
PF2SN20	1 1/4"	20	44.5	1.752	48.3	1.902	125	1815	500	7260	420	16.54	2.02	1.36
PF2SN24	1 1/2"	24	50.8	2.000	54.6	2.150	90	1305	360	5220	500	19.69	2.23	1.50
PF2SN32	2"	32	63.5	2.500	67.3	2.650	80	1160	320	4640	630	24.80	2.85	1.92

## COMPATIBILITY CHART BETWEEN THIS HOSE AND PLEXAGON APPROVED FITTINGS

PF2SN	-04	-06	-08	-10	-12	-16	-20	-24	-32
<b>1 Piece</b> 	No-skive: K series								
	0.685"	0.866"	1.004"	1.134"	1.295"	1.638"			
	No-skive: J series								
		0.898"	0.980"	1.268"	1.343"	1.665"	2.063"	2.398"	2.870"

# Plex-Flex 100R16

## SAE 100R16S



### A. Construction

- 1 - Synthetic rubber tube
- 2 - Two high tensile steel wire braids
- 3 - Synthetic rubber cover

### B. Application

Hydraulic oils, both mineral and biological, polyglycol base oils, water-oil emulsions and water

### C. Temperature range

Hydraulic oils: -40°C to +100°C (-40°F to +212°F)  
Polyglycol base oils, water-oil emulsions and water: up to +85°C (+185°F)

HOSE TYPE	INSIDE DIAMETER		REINFORCEMENT DIAMETER		OUTSIDE DIAMETER		WORKING PRESSURE		BURST PRESSURE		BEND RADIUS		WEIGHT	
	INCH	SIZE	[mm]	[in]	[mm]	[in]	[bar]	[psi]	[bar]	[psi]	[mm]	[in]	[kg/m]	[lb/ft]
PFR1604	1/4"	04	11.7	0.461	13.7	0.539	400	5800	1600	23200	50	1.969	0.26	0.17
PFR1606	3/8"	06	15.1	0.594	17	0.669	330	4780	1320	19150	65	2.559	0.40	0.27
PFR1608	1/2"	08	18.3	0.720	20.5	0.807	275	3980	1100	15950	90	3.543	0.48	0.32
PFR1610*	5/8"	10	21.9	0.862	23.9	.941	250	3620	1000	14500	100	3.937	0.55	0.37
PFR1612	3/4"	12	25.5	1.004	27.7	1.091	215	3110	860	12470	120	4.724	0.71	0.48
PFR1616	1"	16	32.7	1.287	35.3	1.390	165	2390	660	9570	150	5.906	1.00	0.67

\* Available upon request

## COMPATIBILITY CHART BETWEEN THIS HOSE AND PLEXAGON APPROVED FITTINGS

PFR16	-04	-06	-08	-10	-12	-16
<b>1 Piece</b> 	No-skive: K series					
	0.669"	0.839"	0.996"	1.114"	1.252"	1.598"
	No-skive: J series					
		0.866"	0.961"	1.220"	1.299"	1.602"

# Plex-Flex 100R17

## SAE 100R17



### A. Construction

- 1 - Synthetic rubber tube
- 2 - Sizes -04 through -08 have one high tensile steel wire braid; sizes -10 and up have two high tensile steel wire braids
- 3 - Synthetic rubber cover MSHA flame resistant approved

### B. Application

Hydraulic oils, both mineral and biological, polyglycol base oils, water-oil emulsions and water

### C. Temperature range

Hydraulic oils: -40°C to +100°C (-40°F to +212°F)  
Polyglycol base oils, water-oil emulsions and water: up to +85°C (+185°F)

HOSE TYPE	INSIDE DIAMETER		REINFORCEMENT DIAMETER		OUTSIDE DIAMETER		WORKING PRESSURE		BURST PRESSURE		BEND RADIUS		WEIGHT	
	INCH	SIZE	[mm]	[in]	[mm]	[in]	[bar]	[psi]	[bar]	[psi]	[mm]	[in]	[kg/m]	[lb/ft]
PFR1704	1/4"	04	10.5	0.413	12.5	0.492	210	3045	840	12183	50	1.97	0.19	0.13
PFR1706	3/8"	06	13.9	0.547	16.5	0.65	210	3045	840	12183	65	2.56	0.27	0.18
PFR1708	1/2"	08	17.6	0.693	19.7	0.776	210	3045	840	12183	90	3.54	0.46	0.31
PFR1710*	5/8"	10	21.9	0.862	24.0	0.945	210	3045	840	12183	100	3.94	0.57	0.38
PFR1712	3/4"	12	25.7	1.012	28.0	1.102	210	3045	840	12183	120	4.72	0.78	0.52
PFR1716	1"	16	33.8	1.330	36.2	1.425	210	3045	840	12183	150	5.91	1.40	0.94

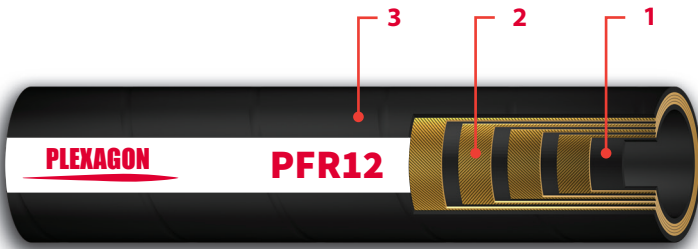
\* Available upon request

## COMPATIBILITY CHART BETWEEN THIS HOSE AND PLEXAGON APPROVED FITTINGS

PFR17	-04	-06	-08	-10	-12	-16
<b>1 Piece</b> 	No-skive: K series					
	0.630"	0.780"	0.917"	1.134"	1.252"	1.555"
	No-skive: J series					
				1.255"	1.299"	1.591"

# Plex-Force 100R12

EXCEEDS SAE 100R12



## A. Construction

- 1 - Synthetic rubber tube
- 2 - Four high tensile steel wire spirals
- 3 - Synthetic rubber cover MSHA flame resistant approved

## B. Application

High pressure hydraulic system with extreme high pressure peaks for use with hydraulic oils, both mineral and biological, polyglycol base oils, water-oil emulsions and water

## C. Temperature range

Hydraulic oils: -40°C to +100°C (-40°F to +212°F)  
occasional peaks up to +125°C (+250°F)

Polyglycol base oils, water-oil emulsions and water: up to +85°C (+185°F)

HOSE TYPE	INSIDE DIAMETER		REINFORCEMENT DIAMETER		OUTSIDE DIAMETER		WORKING PRESSURE		BURST PRESSURE		BEND RADIUS		WEIGHT	
	INCH	SIZE	[mm]	[in]	[mm]	[in]	[bar]	[psi]	[bar]	[psi]	[mm]	[in]	[kg/m]	[lb/ft]
PFR1206	3/8"	06	17.5	0.689	19.5	0.768	450	6500	1800	26000	180	7.09	0.69	0.46
PFR1208	1/2"	08	20.3	0.799	22.3	0.878	420	6000	1680	24000	230	9.06	0.80	0.54
PFR1210	5/8"	10	23.8	0.937	25.8	1.016	350	5000	1400	20000	250	9.84	0.96	0.64
PFR1212	3/4"	12	28.2	1.110	30.2	1.189	350	5000	1400	20000	300	11.81	1.42	0.95
PFR1216	1"	16	35.1	1.382	37.3	1.469	280	4000	1120	16000	300	11.81	1.85	1.24
PFR1220	1 1/4"	20	43.6	1.717	45.8	1.803	210	3000	840	12000	420	16.54	2.53	1.70
PFR1224	1 1/2"	24	50.1	1.972	52.3	2.059	210	3000	840	12000	500	19.69	2.96	1.99
PFR1232	2"	32	63.6	2.504	66.7	2.626	210	3000	840	12000	630	24.80	4.30	2.89

## COMPATIBILITY CHART BETWEEN THIS HOSE AND PLEXAGON APPROVED FITTINGS

PFR12	-06	-08	-10	-12	-16	-20	-24	-32
<b>1 Piece</b> 	No-skive: J series							
	0.921"	1.000"	1.260"	1.386"	1.630"	2.043"	2.374"	2.945"

# Plex-Force 100R13

EN 856 / SAE 100R13



## A. Construction

- 1 - Synthetic rubber tube
- 2 - Four high tensile steel wire spirals for sizes 12 and 16 and six high tensile steel wire spirals for other sizes
- 3 - Synthetic rubber cover MSHA flame resistant approved

## B. Application

High pressure hydraulic system with extreme high pressure peaks for use with hydraulic oils, both mineral and biological, polyglycol base oils, water-oil emulsions and water

## C. Temperature range

Hydraulic oils: -40°C to +121°C (-40°F to +250°F)  
occasional peaks up to +125°C (+257°F)

Polyglycol base oils, water-oil emulsions and water: up to +85°C (+185°F)

HOSE TYPE	INSIDE DIAMETER		REINFORCEMENT DIAMETER		OUTSIDE DIAMETER		WORKING PRESSURE		BURST PRESSURE		BEND RADIUS		WEIGHT	
	INCH	SIZE	[mm]	[in]	[mm]	[in]	[bar]	[psi]	[bar]	[psi]	[mm]	[in]	[kg/m]	[lb/ft]
PFR1312	3/4"	12	29.0	1.142	32.1	1.264	350	5000	1400	20000	241	9.49	1.60	1.08
PFR1316	1"	16	35.1	1.382	38.4	1.512	350	5000	1400	20000	300	11.81	2.13	1.43
PFR1320	1 1/4"	20	46.8	1.843	49.8	1.961	350	5000	1400	20000	420	16.54	4.40	2.96
PFR1324	1 1/2"	24	54.3	2.138	57.3	2.256	350	5000	1400	20000	500	19.69	4.80	3.23
PFR1332	2"	32	68.1	2.681	71.1	2.799	350	5000	1400	20000	635	25.00	7.20	4.84


## COMPATIBILITY CHART BETWEEN THIS HOSE AND PLEXAGON APPROVED FITTINGS

PFR13	-06	-08	-10	-12	-16	-20	-24	-32
<b>1 Piece</b> 	No-skive: J series							
	0.929"	1.008"	1.276"	1.398"	1.646"			
						No-skive: H series		
						2.244"	2.508"	3.102"



# Plex-Force 100R15

## SAE 100R15



### A. Construction

- 1 - Synthetic rubber tube
- 2 - Four high tensile steel wire spirals for size 12 and 16 and six high tensile steel wire spirals for other sizes
- 3 - Synthetic rubber cover MSHA flame resistant approved

### B. Application

High pressure hydraulic system with extreme high pressure peaks for use with hydraulic oils, both mineral and biological, polyglycol base oils, water-oil emulsions and water


### C. Temperature range

Hydraulic oils: -40°C to +121°C (-40°F to +250°F)

HOSE TYPE	INSIDE DIAMETER		REINFORCEMENT DIAMETER		OUTSIDE DIAMETER		WORKING PRESSURE		BURST PRESSURE		BEND RADIUS		WEIGHT	
	INCH	SIZE	[mm]	[in]	[mm]	[in]	[bar]	[psi]	[bar]	[psi]	[mm]	[in]	[kg/m]	[lb/ft]
PFR1516	1"	16	35.2	1.386	38.3	1.508	420	6000	1680	24000	340	13.39	2.00	1.34
PFR1520	1 1/4"	20	46.8	1.843	49.4	1.945	420	6000	1680	24000	420	16.54	3.48	2.34
PFR1524*	1 1/2"	24	53.4	2.102	57.3	2.256	420	6000	1680	24000	510	20.08	4.63	3.11
PFR1532*	2"	32	67.3	2.65	71.7	2.823	420	6000	1680	24000	630	24.80	6.70	4.50


\* Available upon request

### COMPATIBILITY CHART BETWEEN THIS HOSE AND PLEXAGON APPROVED FITTINGS

PFR15	-06	-08	-10	-12	-16	-20	-24	-32
<b>1 Piece</b> 	No-skive: J series							
	0.929"	1.008"	1.276"	1.398"	1.646"			
						No-skive: H series		
						2.244"	2.508"	
								No-skive: HLZ series
							3.102"	

# Power Wash

## PW3000 & PW5000



### A. Construction

- 1 - Synthetic rubber tube
- 2 - PW3000 has one high tensile steel wire braid & PW5000 has two high tensile steel wire braids
- 3 - Synthetic rubber cover

### B. Application

Very high constant pressure hose for water and water emulsions scaling systems

### C. Temperature range

-40°C to +80°C (-40°F to +176°F)

HOSE TYPE	INSIDE DIAMETER		REINFORCEMENT DIAMETER		OUTSIDE DIAMETER		WORKING PRESSURE		BURST PRESSURE		BEND RADIUS		WEIGHT	
	INCH	SIZE	[mm]	[in]	[mm]	[in]	[bar]	[psi]	[bar]	[psi]	[mm]	[in]	[kg/m]	[lb/ft]
PW3000	3/8"	06	13.9	0.55	16	0.63	210	3000	620	9000	75	2.95	0.27	0.18
PW5000	3/8"	06	15.2	0.59	17.2	0.68	350	5000	1034	15000	90	3.50	0.40	0.27

### COMPATIBILITY CHART BETWEEN THIS HOSE AND PLEXAGON APPROVED FITTINGS

PW3000		-06
1 Piece		No-skive: <b>K Series</b> 0.779"
PW5000		-06
1 Piece		No-skive: <b>K Series</b> 0.811"

Plexagon, LLC

P.O. Box 7709  
Fort Worth, Texas 76111  
P | 817.231.5034  
F | 817.231.5038

All orders can go to:  
[Orders@plexagon.com](mailto:Orders@plexagon.com)

For more information on where to buy and how to become a  
Plexagon distributor email us at: [Info@Plexagon.com](mailto:Info@Plexagon.com)

817.231.5034 | [www.plexagon.com](http://www.plexagon.com)

**PLEXAGON**

A blue horizontal line with a slight upward curve at both ends, positioned below the word PLEXAGON.